



DEBRA GRAFF  
Medina County Treasurer

**MEDINA COUNTY INVESTMENT REPORT TO COMMISSIONERS' COURT**

This affidavit states that Article 2256.023 of the Government Code has been complied with for the investment report for the quarter **January 1, 2026 – March 31, 2026** which has been submitted to Commissioners' Court for approval.

BY OUR SIGNATURES HERETO WE HEREBY APPROVE SAID REPORT.

  
\_\_\_\_\_  
**MEDINA COUNTY JUDGE**

  
\_\_\_\_\_  
MEDINA CO. COMMISSIONER PCT #1

  
\_\_\_\_\_  
MEDINA CO. COMMISSIONER PCT #2

  
\_\_\_\_\_  
MEDINA CO. COMMISSIONER PCT #3

  
\_\_\_\_\_  
MEDINA CO. COMMISSIONER PCT #4



DATE APPROVED: April 6, 2026

This document is a communication to and solely for the use of the named recipient and may not be reproduced or circulated without Medina County's prior written consent. If you are not the intended recipient, you may not disclose or use the information in this documentation in any way. Please return this letter and all contents to Medina County Treasurer's Office.



DEBRA GRAFF  
Medina County Treasurer

---

TO: Medina County Commissioners Court

DATE: April 6, 2026

RE: Medina County Quarterly Investment Report  
January 1 – March 31, 2026


Pursuant to the Texas Government Code 2256.023, the investment report for the quarter ending March 31, 2026, is submitted for your review and recording in the minutes of the court.


All investments are in compliance with both the Public Funds Investment Act and the Medina County Investment Policy. The investment strategy maintains a liquid cash flow and safety of the investment as priorities.


The following pages contain the summary statement of each pooled fund group that states the beginning book value and the ending book value along with the fully accrued interest. The Medina County Investment Officer has no control or authority in the decisions of said Investment Pools as to how the investments are diversified. Castroville State Bank and FNC follow the directive that all certificates of deposit shall be at a federally insured depository institution and the full amount of the principal and accrued interest is insured by the United States.


Furthermore, the Investment Pools are in compliance with the Texas Government Code 2256.016 and specifically with the recording requirements of sections (c)(1) and (2). The Certificates of Deposit are in compliance with the Texas Government Code 2256.010.

The foregoing report is true and correct to the best of our knowledge:

  
Debra Graff  
Medina County Investment Officer

  
Jennifer Konegri  
Medina County Investment Officer

  
David Lynch  
Medina County Investment Officer

  
Danny Lawler  
Medina County Investment Officer

Submitted to Commissioners Court: April 6, 2026

---

This document is a communication to and solely for the use of the named recipient and may not be reproduced or circulated without Medina County's prior written consent. If you are not the intended recipient, you may not disclose or use the information in this documentation in any way.  
Please return this letter and all contents to Medina County Treasurer's Office.

3/31/2026

**MEDINA COUNTY  
INVESTMENT ACTIVITY FOR QUARTER ENDING MARCH 31, 2026**

**SECTION I**

Type of Investment	Fund	Book Value 12/31/2025	Deposits	Interest	Withdrawals	Book Value 3/31/2026
CD 01025RAQ2	12	245,956.51		2,040.55	(246,944.90)	1,052.16
CD 052392EK9	12	245,886.03		2,599.01	(248,485.04)	0.00
CD 949764QL1	12	245,855.82		2,567.47	(2,624.52)	245,798.77
CD 32002KAX4	12	245,855.82		2,567.47	(2,624.52)	245,798.77
CD 587379BN7	12	245,000.00		10,167.50	(245,000.00)	10,167.50
CD 95763PWS6	12	245,000.00		5,041.97	0.00	250,041.97
CD 31987FCV8	12	245,805.48		2,416.44	(2,470.14)	245,751.78
CD 06654BHA2	12	245,805.48		2,416.44	(2,470.14)	245,751.78
CD 34061LAC2	12	245,000.00		0.00	0.00	245,000.00
CD 72345SLP4	12	200,657.53		1,972.60	(2,016.43)	200,613.70
CD 98426AAJ6	12	245,815.55		2,446.64	(2,501.01)	245,761.18
CD 83088XAU2	12	245,835.68		2,507.05	(2,562.76)	245,779.97
CD 43942MAS1	12	245,000.00		0.00	0.00	245,000.00
CD 89841MCP0	12	245,785.34		2,356.03	(2,408.38)	245,732.99
CD 67885MAJ9	12	245,765.21		2,295.61	(2,346.63)	245,714.19
CD 92559TAR9	12	245,000.00		2,397.64	(1,683.45)	245,714.19
CD 01882MAL6	12	246,637.81		2,416.44	(2,470.14)	246,584.11
CD 052392FG7	12		245,000.00	0.00	0.00	245,000.00
CD 61776NZ22	12		245,000.00	0.00	0.00	245,000.00
CD 219873AT3	12		245,000.00	0.00	0.00	245,000.00
						0.00
CSB CD 23278	12		2,000,000.00	6,000.00		2,006,000.00
CSB CD 23279	12		2,000,000.00	6,000.00		2,006,000.00
PERSHING	12	20.73	735,000.00	92.21	(735,061.44)	51.50
<b>CDs Total</b>		<b>\$ 4,130,682.99</b>	<b>\$ 5,470,000.00</b>	<b>\$ 58,301.07</b>	<b>\$ (1,501,669.50)</b>	<b>\$ 8,157,314.56</b>
Type of Investment	Fund	Book Value 12/31/2025	Deposits	Interest	Withdrawals	Book Value 3/31/2026
TEXPOOL PRIME	12	5,510,437.51	0.00	52,183.00		5,562,620.51
TEXPOOL PRIME	18	658,999.25	0.00	6,240.61		665,239.86
TEXPOOL PRIME	21	945.30	0.00	9.00		954.30
TEXPOOL PRIME	22	746,822.16	0.00	5,780.84	(150,000.00)	602,603.00
TEXPOOL PRIME	23	750,976.12	0.00	7,111.61		758,087.73
TEXPOOL PRIME	24	512,260.68	0.00	3,990.09	(100,000.00)	416,250.77
TEXPOOL PRIME	32	255,381.05	0.00	2,418.42		257,799.47
TEXPOOL PRIME	33	266,237.98	0.00	2,521.16		268,759.14
TEXPOOL PRIME	72	0.00	0.00			0.00
TEXPOOL PRIME	81	0.00	0.00			0.00
TEXPOOL PRIME	136	0.00	0.00			0.00
TEXPOOL PRIME	68	5,005,410.18	8.57	47,400.51		
<b>TexPool Prime Total</b>		<b>13,707,470.23</b>	<b>8.57</b>	<b>127,655.24</b>	<b>(250,000.00)</b>	<b>8,532,314.78</b>
<b>Investment Total</b>		<b>17,838,153.22</b>	<b>5,470,008.57</b>	<b>185,956.31</b>	<b>(1,751,669.50)</b>	<b>16,689,629.34</b>
<b>DDA Cash Total</b>		<b>8,991,435.51</b>	<b>94,300,991.93</b>	<b>(51,699.21)</b>	<b>(75,935,837.20)</b>	<b>27,304,891.03</b>
<b>Cash Total</b>		<b>8,991,435.51</b>	<b>94,300,991.93</b>	<b>(51,699.21)</b>	<b>(75,935,837.20)</b>	<b>27,304,891.03</b>
<b>CASH/INVESTMENTS TOTAL</b>		<b>\$ 26,829,588.73</b>	<b>\$ 99,771,000.50</b>	<b>\$ 134,257.10</b>	<b>\$ (77,687,506.70)</b>	<b>\$ 43,994,520.37</b>
			Previous	202,394.16		
			Cumulative YTD	<b>\$ 336,651.26</b>		

## SECTION II

## HOLDINGS as of MARCH 31, 2026

Type of Investment	% of Investment Portfolio	Acquisition Date	Maturity Date	Days to Maturity	Annual Rate Annual Yld (APY)	Days to Mat
CD 1025RAQ2	0.0024%	2/29/2024	3/2/2026	732	4.75%	0
CD 052392EK9	0.0000%	3/8/2024	2/27/2026	721	4.40%	0
CD 949764QL1	0.5587%	9/11/2024	3/5/2027	905	4.25%	339
CD 32002KAX4	0.5587%	9/13/2024	3/15/2027	913	4.25%	349
CD 587379BN7	0.0231%	9/17/2024	3/26/2026	555	4.15%	0
CD 95763PWS6	0.5683%	4/17/2024	9/28/2026	894	4.15%	181
CD 31987FCV8	0.5585%	4/24/2024	5/6/2026	742	4.00%	36
CD 06654BHA2	0.5586%	4/24/2024	5/8/2026	744	4.00%	38
CD 34061LAC2	0.5569%	2/28/2024	8/28/2026	912	4.10%	150
CD 72345SLP4	0.4560%	2/28/2025	11/9/2026	619	4.00%	223
CD 98426AAJ6	0.5586%	3/5/2025	9/10/2026	554	4.05%	163
CD 83088XAU2	0.5587%	3/14/2025	9/11/2026	546	4.15%	164
CD 43942MAS1	0.5569%	3/26/2025	9/15/2026	538	4.05%	168
CD 89841MCP0	0.5586%	3/28/2025	9/18/2026	539	3.90%	171
CD 67885MAJ9	0.5585%	10/24/2025	10/23/2026	364	3.80%	206
CD 92559TAR9	0.5585%	10/27/2025	4/27/2027	547	3.80%	392
CD 01882MAL6	0.5605%	10/30/2025	10/30/2026	365	4.00%	213
CD 052392FG7	0.5569%	2/27/2026	2/28/2028	731	3.80%	699
CD 61776NZ22	0.5569%	3/4/2026	3/6/2028	733	3.85%	706
CD 219873AT3	0.5569%	3/27/2026	3/29/2027	367	3.80%	363
CSB CD 23278	4.5597%	3/7/2024	5/6/2026	790	3.65%	36
CSB CD 23279	4.5597%	3/7/2024	5/6/2026	790	3.65%	36
<b>Total CDs</b>	<b>18.5415%</b>				<b>CD-WAM</b>	<b>181</b>

Type of Investment	% of Investment Portfolio	Beg Contract Date	Mar-25 Avg Monthly Rate	Dec-25 Avg Monthly Rate	Mar-26 Avg Monthly Rate	Mar-26 Avg WAM	Mar-26 Rating
TexPool Prime	19.3940%	1/24/2001	4.47%	4.01%	3.54%	44	(SP)AAAm
PERSHING	0.0001%	6/8/2018	4.00%	3.70%	3.99%	N/A	N/A
DDA/CSB	62.0643%	5/1/2015	0.54%	0.75%	1.00%	N/A	N/A
<b>TOTAL MMDA/POOLS/DDA</b>	<b>81.4585%</b>						
<b>TOTAL</b>	<b>100.000%</b>						

(F) = Fitch  
(SP)=Standard&Poors

Benchmark
3-Month T-Bill

Mar-25	Jun-25	Sep-25	Dec-25	Mar-26
4.20%	4.23%	3.93%	3.70%	3.60%



Medina County, TX

# Treasurers Report

## Summary

Date Range: 01/01/2026 - 03/31/2026

Fund	Beginning Cash Balance	Revenues	Expenses	Calculated Ending Balance	Actual Ending Balance	Calculated - Actual Ending
012 - GENERAL FUND	9,185,461.01	23,571,815.00	6,637,718.25	26,119,557.76	26,136,013.42	-16,455.66
013 - TOBACCO SETTLEMENT	0.00	0.00	0.00	0.00	0.00	0.00
014 - OPIOID SETTLEMENTS	32,539.80	0.00	0.00	32,539.80	36,274.91	-3,735.11
018 - PRECINCT 2 SPECIAL TAX	946,680.18	874,487.39	62,028.26	1,759,139.31	1,759,139.31	0.00
021 - PRECINCT 1	217,020.51	2,046,528.14	450,759.21	1,812,789.44	1,775,991.38	36,798.06
022 - PRECINCT 2	760,207.73	1,568,664.06	341,677.85	1,987,193.94	1,987,193.94	0.00
023 - PRECINCT 3	839,048.12	1,611,454.88	347,389.36	2,103,113.64	2,103,113.64	0.00
024 - PRECINCT 4	534,290.84	1,250,543.75	261,759.06	1,523,075.53	1,523,075.53	0.00
025 - LAW LIBRARY	6,070.89	11,849.30	16,178.49	1,741.70	1,741.70	0.00
026 - JUROR	3,271.00	0.00	0.00	3,271.00	984.00	2,287.00
027 - ENVIRONMENTAL HEALTH FOOD PERMIT	14,865.15	700.00	0.00	15,565.15	15,565.15	0.00
028 - ELECTIONS	267,575.07	5,909.73	1,834.30	271,650.50	264,041.60	7,608.90
030 - COURT REPORTER	60,817.11	16,718.07	20,646.43	56,888.75	56,888.75	0.00
031 - COUNTY RECORDS MANAGEMENT	33,581.44	1,319.27	0.00	34,900.71	34,900.71	0.00
032 - COUNTY CLERK RECORDS MANAGEMENT	641,897.88	20,902.76	12,424.00	650,376.64	650,279.18	97.46
033 - COUNTY CLERK PRES. & RESTORATION	601,690.47	20,321.76	0.00	622,012.23	622,012.23	0.00
036 - DISTRICT CLERK RECORDS MANAGEMENT	101,049.03	4,369.69	0.00	105,418.72	105,418.72	0.00
040 - DISTRICT CLERK TECHNOLOGY	16,056.80	60.00	0.00	16,116.80	16,116.80	0.00
041 - JUSTICE COURT TECHNOLOGY	18,692.67	2,878.15	0.00	21,570.82	21,570.82	0.00
043 - COUNTY COURTHOUSE SECURITY	137,147.77	79,743.55	55,422.87	161,468.45	161,468.45	0.00
044 - JUSTICE COURT SECURITY	23,551.91	10.00	-14.35	23,576.26	5,369.26	18,207.00
045 - CHAPTER 59 FORFEITURE	8,577.10	621.24	4,114.06	5,084.28	5,305.05	-220.77
048 - DISTRICT CLERK SPECIAL FEES	7,114.38	0.00	0.00	7,114.38	7,114.38	0.00
049 - TRUANCY PREVENTION DIVERSION	106,109.13	2,528.56	0.00	108,637.69	108,637.69	0.00
050 - COUNTY CONSTABLE #1 FORFEITURE	0.02	0.00	0.00	0.02	0.02	0.00
051 - DISTRICT ATTORNEY FORFEITURE	67,405.73	109.00	-0.25	67,514.98	67,514.98	0.00
052 - D.A. PRETRIAL DIVERSION PROGRAM	96,047.77	5,400.00	686.44	100,761.33	100,761.33	0.00
053 - SHERIFF EQUITABLE SHARING	72,935.64	114.60	5,597.63	67,452.61	67,452.61	0.00
054 - COUNTY CONSTABLE #2 FORFEITURE	0.12	0.00	0.00	0.12	0.12	0.00
055 - COUNTY CONSTABLE #3 FORFEITURE	106.63	0.17	0.00	106.80	106.80	0.00
056 - COUNTY CONSTABLE #4 FORFEITURE	405.85	0.65	0.00	406.50	406.50	0.00
057 - CRIMINAL D. A. SPECIAL	5,455.88	75.00	0.00	5,530.88	5,526.25	4.63
058 - LEOSE - JAIL	19,933.49	5,348.60	1,080.00	24,202.09	24,202.09	0.00
059 - LEOSE - SHERIFF	7,976.54	5,348.61	0.00	13,325.15	13,325.15	0.00
060 - DEBT SERVICE	606,732.06	3,161,665.52	2,606,500.68	1,161,896.90	1,161,896.90	0.00
061 - LEOSE - CONSTABLE 1	7,070.72	1,413.10	0.00	8,483.82	8,483.82	0.00
062 - LEOSE - CONSTABLE 2	9,908.39	1,413.10	0.00	11,321.49	11,321.49	0.00

Treasurers Report

Date Range: 01/01/2026 - 03/31/2026

Fund	Beginning Cash Balance	Revenues	Expenses	Calculated Ending Balance	Actual Ending Balance	Calculated - Actual Ending
063 - LEOSE - CONSTABLE 3	4,201.86	1,413.10	0.00	5,614.96	5,614.96	0.00
064 - LEOSE - CONSTABLE 4	7,048.42	1,413.10	0.00	8,461.52	8,461.52	0.00
065 - LEOSE - DISTRICT ATTORNEY	3,731.37	1,621.81	0.00	5,353.18	5,353.18	0.00
068 - DATA CENTERS	5,005,418.75	31,168.20	0.00	5,036,586.95	5,036,586.95	0.00
070 - TAN SERIES 2018	0.00	0.00	0.00	0.00	0.00	0.00
071 - CERTIFICATE SERIES 2019	0.00	0.00	0.00	0.00	0.00	0.00
072 - TAN SERIES 2020	0.00	0.00	0.00	0.00	0.00	0.00
073 - TAN SERIES 2021	0.00	0.00	0.00	0.00	0.00	0.00
074 - TAN SERIES 2025	3,060,711.25	4,529.88	908,594.23	2,156,646.90	2,156,646.90	0.00
081 - IMPROVEMENT DISTRICTS	227,100.98	3,722,129.34	2,117,923.52	1,831,306.80	1,831,306.80	0.00
082 - IMPROVEMENT DISTRICTS - AUDITOR	46,693.68	113.49	343.05	46,464.12	44,304.12	2,160.00
083 - IMPROVEMENT DISTRICTS - TREASURER	56,379.44	136.08	4,514.39	52,001.13	52,001.13	0.00
084 - IMPROVEMENT DISTRICTS - TAX OFFICE	62,682.25	152.81	22.67	62,812.39	61,749.08	1,063.31
085 - COUNTY EMPLOYEE TRUST	282,343.56	1,215,475.51	1,442,375.31	55,443.76	54,545.41	898.35
086 - COUNTY CAFÁ% PLAN	41,206.02	0.00	0.00	41,206.02	10,526.08	30,679.94
090 - UNCLAIMED MONIES	26,561.14	0.00	0.00	26,561.14	26,561.14	0.00
095 - ELECTED OFFICIAL ESCROW	1,096,828.94	0.00	0.00	1,096,828.94	299,566.45	797,262.49
096 - EXCESS SALES	378,334.60	0.00	0.00	378,334.60	379,952.53	-1,617.93
097 - RESTITUTION	9,325.39	0.00	0.00	9,325.39	10,561.13	-1,235.74
098 - STATE FEES	195,031.26	0.00	0.00	195,031.26	112,682.60	82,348.66
099 - 4TH COURT OF APPEALS	1,446.64	0.00	0.00	1,446.64	1,632.26	-185.62
100 - E-FILING	300,548.43	0.00	0.00	300,548.43	666,526.27	-365,977.84
110 - GRANTS	-43,508.63	2,620.51	11,125.81	-52,013.93	-8,779.98	-43,233.95
111 - OPERATION LONE STAR	-10,981.86	0.00	213,956.39	-224,938.25	-214,044.69	-10,893.56
120 - HEALTH UNIT	-1,231.65	53,129.49	68,751.50	-16,853.66	-4,027.12	-12,826.54
125 - WIC	26,700.40	138,183.95	222,279.25	-57,394.90	50,524.83	-107,919.73
128 - HAVA ELECTIONS	-44,758.25	0.00	0.00	-44,758.25	-37,149.35	-7,608.90
130 - JUVENILE PROBATION	76,328.21	143,933.43	226,608.06	-6,346.42	105,073.17	-111,419.59
131 - HILL COUNTRY REGIONAL PDO	-322,167.42	201,726.82	911,725.26	-1,032,165.86	-1,058,164.59	25,998.73
132 - SB 22 - SENATE BILL 22	782,312.84	1,886.81	64,243.83	719,955.82	663,866.51	56,089.31
135 - FEMA	-494,610.31	0.00	31,910.00	-526,520.31	-507,520.31	-19,000.00
136 - AMERICAN RESCUE PLAN	0.00	0.00	0.00	0.00	0.00	0.00
185 - TEMP MULTIPLE LEGACY FUNDS	0.00	0.00	0.00	0.00	0.00	0.00
<b>Report Total:</b>	<b>26,230,972.14</b>	<b>39,791,947.98</b>	<b>17,050,175.56</b>	<b>48,972,744.56</b>	<b>48,613,571.66</b>	<b>359,172.90</b>

**MEDINA COUNTY  
BANK ACCOUNT BALANCES  
2ND QUARTER FY 2025-2026**

ACCT	BEGINNING BALANCE 1/1/26	JANUARY		FEBRUARY		MARCH		TOTAL DEPOSITS	TOTAL WITHDRAWALS	ENDING BALANCE 3/31/2026
		DEPOSIT	WITHDRAWAL	DEPOSIT	WITHDRAWAL	DEPOSIT	WITHDRAWAL			
General Fund	2,043,103.97	14,323,364.50	(3,560,036.73)	13,149,566.04	(7,605,381.05)	5,393,934.75	(3,588,009.61)	32,866,865.29	(14,753,427.39)	20,156,541.87
PR Clearing	91,968.88	78.05	(78.05)	70.50	(78.05)	78.05	(70.50)	226.60	(226.60)	91,968.88
A/P Clearing	508,558.96	6,125,378.37	(6,015,139.10)	6,393,898.42	(5,951,801.76)	3,778,458.25	(4,480,789.71)	16,297,735.04	(16,447,730.57)	358,563.43
Equitable Sharing	73,448.26	61.68	(2,651.30)	53.74	(2,046.69)	58.26	(899.64)	173.68	(5,597.63)	68,024.31
State Fees	196,477.90	30,887.45	(175,096.46)	49,937.82	(802.67)	17,636.07	(93.66)	98,461.34	(175,992.79)	118,946.45
FOREITURE	8,711.98	430.77	(1,377.35)	106.83	(1,376.53)	309.30	(1,376.56)	846.90	(4,130.44)	5,428.44
DA Seizure	67,405.73	57.25	0.00	51.75	0.00	57.34	0.00	166.34	0.00	67,572.07
Cafeteria Plan	41,206.02	17,675.90	(31,577.63)	18,610.25	(35,275.10)	18,720.38	(29,330.90)	55,006.53	(96,183.63)	28.92
Escrow	1,089,980.14	15,041,573.19	(15,895,523.67)	16,077,707.34	(16,051,063.12)	4,447,173.75	(4,421,367.13)	35,566,454.28	(36,367,953.92)	288,480.50
Efile	300,548.43	175,598.03	(83,264.99)	254,228.19	(152,274.64)	251,174.03	(93,519.51)	681,000.25	(329,059.14)	652,489.54
Excess Sales/Restitution	387,659.99	73,064.00	(70,882.07)	0.00	0.00	1,725.74	(1,054.00)	74,789.74	(71,936.07)	390,513.66
Bldg & Improvements	3,060,711.25	2,540.06	(116,486.00)	1,989.82	(699,848.58)	38,681.12	(129,057.71)	43,211.00	(945,392.29)	2,158,529.96
Improvement Districts	227,100.98	1,035,576.02	0.00	2,442,000.76	(2,117,923.52)	245,940.41	0.00	3,723,517.19	(2,117,923.52)	1,832,694.65
DA Special	5,455.88	4.63	(4.63)	4.18	(4.63)	79.64	(4.18)	88.45	(13.44)	5,530.89
Employee Trust	282,343.56	337,455.99	(451,920.95)	536,668.83	(511,170.43)	340,954.66	(479,287.65)	1,215,079.48	(1,442,379.03)	55,044.01
Debt- 994	606,732.06	2,001,402.22	(2,606,500.68)	1,298,609.44	0.00	394,400.01	(531,000.00)	3,694,411.67	(3,137,500.68)	1,163,643.05
SSB	8,733.50	11,280.20	(15,932.70)	11,648.98	(13,448.48)	11,728.18	(11,008.88)	34,657.36	(40,390.06)	3,000.80
Vantage-Acct. Closed 11/2024	0.00	0.00	0.00	0.00	0.00	0.00	0.00	0.00	0.00	0.00
	9,000,147.49	39,176,428.31	(29,026,472.31)	40,235,152.89	(33,142,495.25)	14,941,109.94	(13,766,869.64)	94,352,691.14	(75,935,837.20)	27,417,001.43
LESS INTEREST		(12,544.49)		(15,882.89)		(23,271.83)		(51,699.21)		(51,699.21)
DEPOSIT	9,000,147.49	39,163,883.82	(29,026,472.31)	40,219,270.00	(33,142,495.25)	14,917,838.11	(13,766,869.64)	94,300,991.93	(75,935,837.20)	27,365,302.22